


**GEMELLA**



**A R C O B A L E N O™**

# STUFFED GNOCCHI MODEL AEF150

I'M STUFFED!

Project: \_\_\_\_\_

Item #: \_\_\_\_\_

Qty: \_\_\_\_\_

CSI Section 11400: \_\_\_\_\_

Approval: \_\_\_\_\_

Date: \_\_\_\_\_



## STANDARD FEATURES

- Machine equipped to manufacture stuffed gnocchi, additional products will require optional accessories
- For the production of stuffed products such as gnocchi, biscuits and savory
- Ideal machine for pasta, pastry and bakery shops
- Factory and on-location training—the only full-service pasta machine manufacturer in North America

## OPTIONAL ACCESSORIES



Cart




Guillotine Cutting Group



Conveyor Table



Decorative Rollers  
Striped, smooth & inclined



Rotating Plate



### ■ WARRANTY

**One Year:** For more information visit [arcobalenollc.com/warranty.html](http://arcobalenollc.com/warranty.html)




### ■ TRY BEFORE YOU BUY

In an effort to ensure success, we maintain a test kitchen where you can have your very own recipe tested for quality — at NO COST to you! Call for details.



*Specifications subject to change without notice due to policy of continuous product improvement.*



# STUFFED GNOCCHI MODEL AEF150

FILL IT UP!

ARCOBALENO™

## TECHNICAL SPECIFICATIONS

<b>Model</b>	AEF150
<b>Hourly Production</b>	Up to 154 lbs
<b>Dough + Filling Tank Capacity</b>	11 lbs + 11 lbs
<b>Dough Extrusion Diameter</b>	0.59" - 2.36"
<b>Filling Injection Diameter</b>	0.31" - 1.57"
<b>Electrical Power</b>	120V 14 Amps
<b>Machine Weight</b>	322 lbs
<b>Machine Dimensions</b>	28"W x 32"D x 36"H
<b>Machine Dimensions w/Conveyor Belt</b>	33.50"W x 32"D x 36"H
<b>Machine Dimensions w/ Cart</b>	28"W x 32"D x 64"H

