


ELETRA



ARCOBALENO™

PASTA COOKER | ELECTRIC MODEL APCE28/28D

ONE or TWO-TANK ECO-FRIENDLY PASTA COOKER

Project: _____

Item #: _____

Qty: _____

CSI Section 11400: _____

Approval: _____

Date: _____

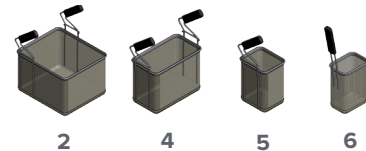


STANDARD FEATURES

- Versatile pasta cooker; cook fresh, dry & frozen pastas plus... noodles, vegetables and more
- Stainless steel rounded corners rear backsplash construction - sanitary finish
- 316 stainless steel cooking tank
- 7 gallon for APCE28, 7+7 gallon for APCE28D
- Large diameter starch skimmer and drain
- 3 position temperature control
- Continuous water flow, large overflow safety valve & floor drain
- Factory and on-location training—the only full-service pasta machine manufacturer in North America

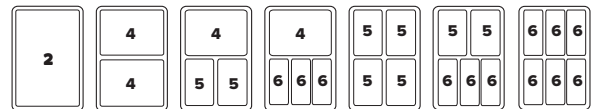


Pasta Basket Options



2 4 5 6

Pasta Basket Combinations



OPTIONAL FEATURES & ACCESSORIES

- Robotic basket lift with adjustable digital timers (APCL)
- Variety of pasta basket options
- Casters 2 front with locking brakes and 2 back
- Casters Installed 2 front and 2 back
- 1 single point electric plug available with APCL28/35 Lift option

WARRANTY

One Year: For more information visit arcobalenollc.com/warranty.html




TRY BEFORE YOU BUY

In an effort to ensure success, we maintain a test kitchen where you can have your very own recipe tested for quality —at NO COST to you! Call for details.



Specifications subject to change without notice due to policy of continuous product improvement.



PASTA COOKER | ELECTRIC

MODEL APCE28/28D

ONE or TWO-TANK ECO-FRIENDLY PASTA COOKER

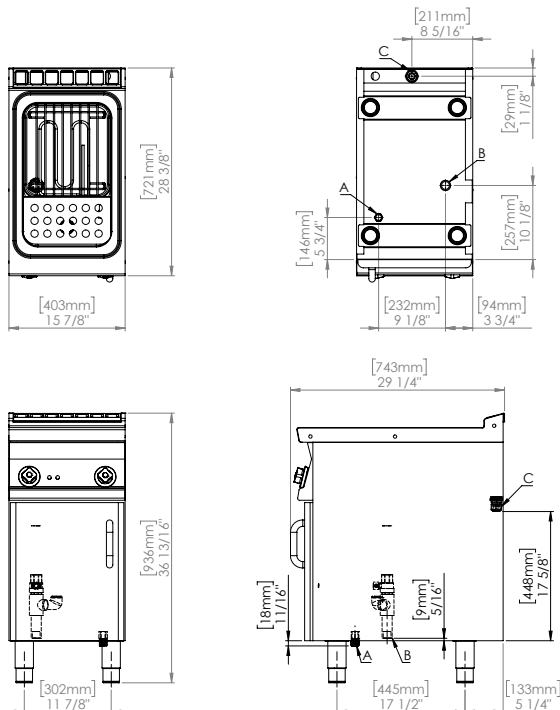
ARCOBALENO™

TECHNICAL SPECIFICATIONS

Model	APCE28	APCE28D
Tank	1	2
Tank Volume	7 gallon	7 + 7 gallon
Tank Dimension	12"W x 20"D x 12.50"H	(2x) 12"W x 20"D x 12.50"H
Power	208-230V/3/60Hz 7.8kW 26 Amps @ 208V	208-230V/3/60Hz 15.6kW 51 Amps @ 208V
Water Connection	3/4" NPTM	3/4" NPTM
Water Drainage	1" NPTF	1" NPTF
Machine Dimension	15.75"W x 28.75"D x 36"H	31.50"W x 28.75"D x 36"H
Shipping Dimension	18"W x 31"D x 40"H	34"W x 30"D x 37"H
Net Weight	101 lbs	180 lbs
Shipping Weight	170 lbs	270 lbs
Shipping Class	85	85

APCE28

NOTES:
A- WATER INLET, 3/4" NPT
B- WATER DRAIN, 1" NPT
C- ELECTRICAL CONNECTION, 230V 3PH 50/60 Hz



APCE28D

NOTES:
A- WATER INLET, 3/4" NPT
B- WATER DRAIN, 1" NPT
C- ELECTRICAL CONNECTION, 230V 3PH 50/60 Hz

