


**BENZINA**



**ARCOBALENO™**

# PASTA COOKER | GAS MODEL APCG35/35D

ONE or TWO-TANK ECO-FRIENDLY PASTA COOKER

Project: \_\_\_\_\_

Item #: \_\_\_\_\_

Qty: \_\_\_\_\_

CSI Section 11400: \_\_\_\_\_

Approval: \_\_\_\_\_

Date: \_\_\_\_\_



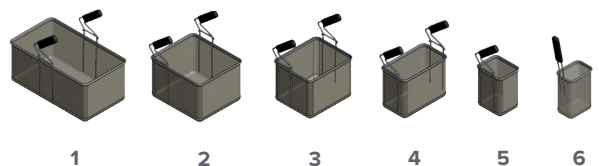
CONFORMS TO UL STD 197, NSF STD 4  
CERTIFIED TO CSA STD C22.2 #109

## STANDARD FEATURES

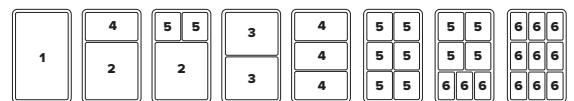
- Versatile pasta cooker; cook fresh, dry & frozen pastas plus... noodles, vegetables and more
- Stainless steel construction - sanitary finish
- Rounded corners, rear backsplash, and 316 stainless steel cooking tank
- 11 gallons for APCG35, 11 + 11 gallons for APCG35D
- Large diameter starch skimmer and drain
- Continuous water fill, large overflow safety valve, and floor drain
- 3 position temperature control
- Equipped with gas and Plezoelectric ignition, pilot light and thermocouple safety valves
- Factory and on-location training—the only full-service pasta machine manufacturer in North America



### Pasta Basket Options



### Pasta Basket Combinations



## OPTIONAL FEATURES & ACCESSORIES

- Robotic basket lift with adjustable digital timers (APCL)
- Casters Front 2 with locking brakes
- Casters Installed 2 front and 2 back
- Propane connection
- Restraining Kit
- Pasta trays
- 1 single point electric plug available with APCL28/35 Lift option
- Variety of pasta basket options

### WARRANTY

**One Year:** For more information visit [arcobalenollc.com/warranty.html](http://arcobalenollc.com/warranty.html)



### TRY BEFORE YOU BUY

In an effort to ensure success, we maintain a test kitchen where you can have your very own recipe tested for quality —at NO COST to you! Call for details.



*Specifications subject to change without notice due to policy of continuous product improvement.*



ARCOBALENO

# PASTA COOKER | GAS MODEL APCG35/35D

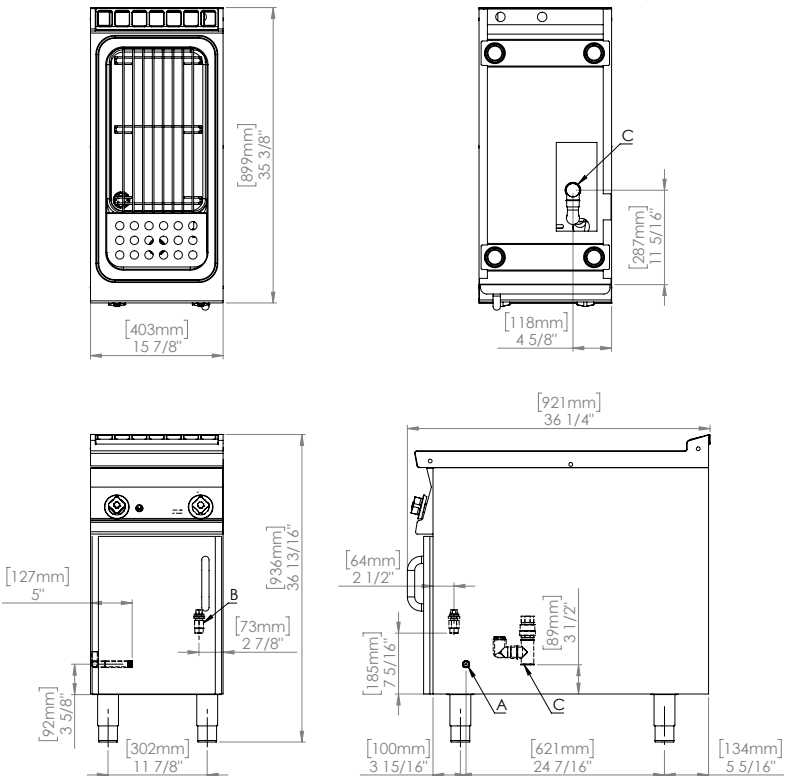
ONE or TWO-TANK ECO-FRIENDLY PASTA COOKER

## TECHNICAL SPECIFICATIONS

Model	APCG35	APCG35D
Tank(s)	1	2
Tank Volume	11 gallon	11 + 11 gallon
Natural Gas Connection	3/4" NPTF	3/4" NPTF
Natural Gas Pressure	50" WC max	50" WC max
Total Power	47,600 BTU/h	95,200 BTU/h
Water Connection	3/4" NPTM	3/4" NPTM
Water Draining	1" NPTF	1" NPTF
Tank Dimension	12"W x 20"D x 12.75"H	(2x) 12"W x 20"D x 12.75"H
Machine Dimension	15.75"W x 36.25"D x 36"H	31.50"W x 36.25"D x 36"H
Shipping Dimension	20"Wx 39"D x 40"H	35"Wx 39"D x 40"H
Net Weight	150 lbs	216 lbs
Shipping Weight	210 lbs	315 lbs
Shipping Class	85	85

### APCG35

NOTES:  
 A- GAS INLET, 3/4" NPT  
 B- WATER INLET, 3/4" NPT  
 C- WATER DRAIN, 1" NPT



### APCG35D

NOTES:  
 A- GAS INLET, 3/4" NPT  
 B- WATER INLET, 3/4" NPT  
 C- WATER DRAIN, 1" NPT

