


BENZINA



ARCOBALENO™

PASTA COOKER | GAS MODEL APCG35/35D

ONE or TWO-TANK ECO-FRIENDLY PASTA COOKER

Project: _____

Item #: _____

Qty: _____

CSI Section 11400: _____

Approval: _____

Date: _____

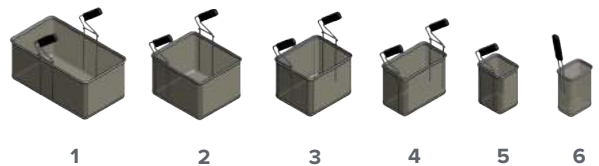


STANDARD FEATURES

- Versatile pasta cooker; cook fresh, dry & frozen pastas plus... noodles, vegetables and more
- Stainless steel construction - sanitary finish
- Rounded corners, rear backsplash, and 316 stainless steel cooking tank
- 11 gallons for APCG35, 11 + 11 gallons for APCG35D
- Large diameter starch skimmer and drain
- Continuous water fill, large overflow safety valve, and floor drain
- 3 position temperature control
- Equipped with gas and Piezoelectric ignition, pilot light and thermocouple safety valves
- Factory and on-location training—the only full-service pasta machine manufacturer in North America



Pasta Basket Options



Pasta Basket Combinations



OPTIONAL FEATURES & ACCESSORIES

- Robotic basket lift with adjustable digital timers (APCL)
- Casters Front 2 with locking brakes
- Casters Installed 2 front and 2 back
- Propane connection
- Restraining Kit
- Pasta trays
- 1 single point electric plug available with APCL28/35 Lift option
- Variety of pasta basket options

■ WARRANTY

One Year: For more information visit arcobalenollc.com/warranty.html



■ TRY BEFORE YOU BUY

In an effort to ensure success, we maintain a test kitchen where you can have your very own recipe tested for quality —at NO COST to you! Call for details.



Specifications subject to change without notice due to policy of continuous product improvement.



ARCOBALENO

PASTA COOKER | GAS MODEL APCG35/35D

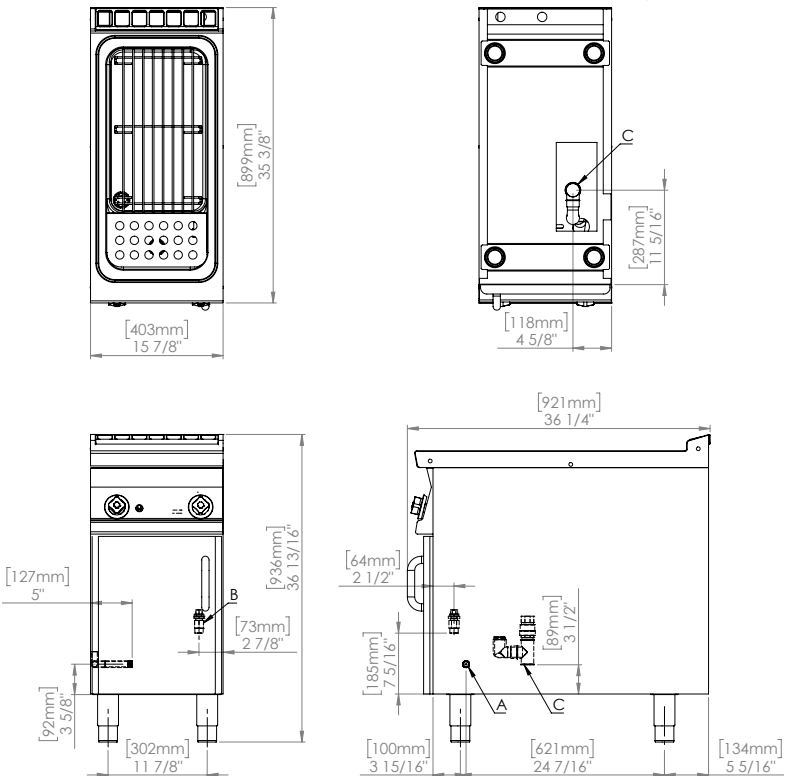
ONE or TWO-TANK ECO-FRIENDLY PASTA COOKER

TECHNICAL SPECIFICATIONS

Model	APCG35	APCG35D
Tank(s)	1	2
Tank Volume	11 gallon	11 + 11 gallon
Natural Gas Connection	3/4" NPTF	3/4" NPTF
Natural Gas Pressure	50" WC max	50" WC max
Total Power	47,600 BTU/h	95,200 BTU/h
Water Connection	3/4" NPTM	3/4" NPTM
Water Draining	1" NPTF	1" NPTF
Tank Dimension	12"W x 20"D x 12.75"H	(2x) 12"W x 20"D x 12.75"H
Machine Dimension	15.75"W x 36.25"D x 36"H	31.50"W x 36.25"D x 36"H
Shipping Dimension	20"W x 39"D x 40"H	35"W x 39"D x 40"H
Net Weight	150 lbs	216 lbs
Shipping Weight	210 lbs	315 lbs
Shipping Class	85	85

APCG35

NOTES:
 A- GAS INLET, 3/4" NPT
 B- WATER INLET, 3/4" NPT
 C- WATER DRAIN, 1" NPT



APCG35D

NOTES:
 A- GAS INLET, 3/4" NPT
 B- WATER INLET, 3/4" NPT
 C- WATER DRAIN, 1" NPT

