

# COUNTER TOP PASTA COOKER | ELECTRIC

ELENA



ARCOBALENO®  
PASTA EQUIPMENT

## APCT24/25 ELECTRIC COUNTER TOP COOKER



### STANDARD FEATURES

- Speed up your pasta cook time with Arcobaleno Electric counter top pasta cookers
- Versatile pasta cooker; cook fresh, dry & frozen pastas plus... noodles, vegetables and more
- 4.5 gallons - 316 stainless steel cooking tank
- Maximize your pasta output and cook fresh product in just minutes!
- 3-position temperature control, reaching a rolling boil in under 35 minutes
- Water safety sensor
- Front mounted drain requires no water or drain connections - water is filled and drained manually
- Easy to clean and maintain
- Stainless steel rounded corners rear backsplash construction - sanitary finish
- Power options:
  - Model APCT24 - Single Phase
  - Model APCT25 - Three Phase
- Factory and on-location training. The Only Full-Service Pasta Machine Manufacturer in North America!

### OPTIONAL FEATURES & ACCESSORIES

- Variety of pasta basket options

#### WARRANTY

**One Year:** For more information visit [arcobalenopasta.com/warranty.html](http://arcobalenopasta.com/warranty.html)



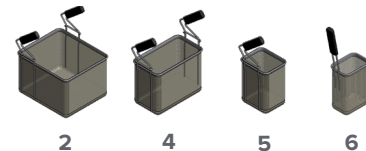
#### TRY BEFORE YOU BUY

In an effort to ensure success, we maintain a test kitchen where you can have your very own recipe tested for quality — at NO COST to you! Call for details.

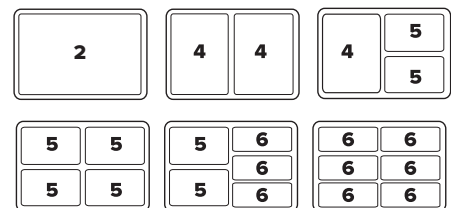


4.5 Gallon Tank  
Single Phase (APCT24)  
Three Phase (APCT25)

#### Pasta Basket Options



#### Pasta Basket Combinations



#### Pasta Basket Capacity

BASKET #	2	4	5	6
CAPACITY (pounds)	8 - 9 lbs	3 - 4 lbs	1 - 2 lbs	0.75 - 1 lb
CAPACITY (ounces)	144 oz	64 oz	32 oz	16 oz
CAPACITY (grams)	4,082 g	1,815 g	907 g	454 g

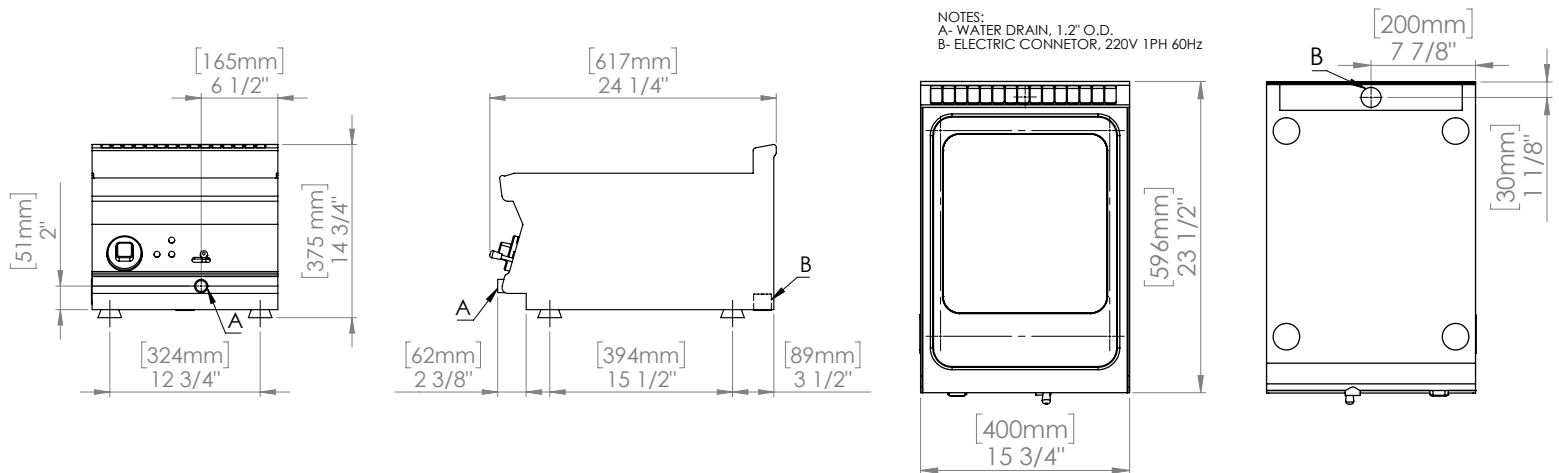
# COUNTER TOP PASTA COOKER | ELECTRIC



## APCT24/25 TECHNICAL SPECIFICATIONS

Model	APCT24 (Single Phase)	APCT25 (Three Phase)
Tank	1	1
Tank Volume	4.5 gallon	4.5 gallon
Tank Dimensions	12"W x 13.25"D x 8.75"H	12"W x 13.25"D x 8.75"H
Power	Single Phase 230V 50/60Hz 4.15kW 18.04 Amps	Three Phase 230V 50/60Hz 4.15kW 10.42 Amps
Water Drainage	1/2" O.D.	1/2" O.D.
Nema Plug	L6-30P	L15-20P
Cord Length	6 ft	6 ft
Machine Dimensions	15.75"W x 24.25"D x 14.75"H	15.75"W x 24.25"D x 14.75"H
Shipping Dimensions	17"W x 27"D x 24"H	17"W x 27"D x 24"H
Machine Weight	60 lbs	60 lbs
Shipping Weight	75 lbs	75 lbs
Shipping Class	85	85

### APCT24 (Single Phase)



CAD file available. Please contact factory 717-394-1402. | Specifications subject to change without notice | © Copyright 2021 Arcobaleno®, LLC