


# DOUGH SHEETER | TABLE TOP MODEL ASC320

DOUGH SHEETING MADE EASY!

GIULIA



ARCOBALENO™

Project: \_\_\_\_\_

Item #: \_\_\_\_\_

Qty: \_\_\_\_\_

CSI Section 11400: \_\_\_\_\_

Approval: \_\_\_\_\_

Date: \_\_\_\_\_

## STANDARD FEATURES

- Industrial grade, compact Table Top Dough Sheeter
- The perfect kitchen tool for chef's restaurants, food service, hospitality, gourmet shops and supermarkets!
- Practical & easy to use versatile sheeter for pasta & bread dough's
- Rolls dough up to 12.5" in width
- Sheeting Roller Gap Opening 0-10mm
- Dough sheet thickness is adjustable simple hand adjustment for exact uniform dough thickness
- 4 different pasta cutter molds: 2mm (3/32"), 4mm (5/32"), 6mm (1/4") and 12mm (7/16") (optional)
- Quickens the process of handmade ravioli, cannelloni, lasagna and more!
- Micro Safety Guard Switch- when the guard is opened, the power supply to the machine disconnects
- Factory and on-location training—the only full-service pasta machine manufacturer in North America

## OPTIONAL FEATURES & ACCESSORIES


- ☐ Pasta trays - solid and perforated
- ☐ APC-20 Mobile pasta cart with 20 trays
- ☐ Cutter molds sold separately

### OPTIONAL PASTA CUTTER MOLDS

- ☐ 2mm | Spaghetti
- ☐ 4mm | Tagliatelle
- ☐ 6mm | Fettuccine
- ☐ 12mm | Pappardelle



DOUGH SHEETER  
(shown with optional cutter mold)



OPTIONAL CUTTER MOLD

### ■ WARRANTY


**One Year:** For more information visit [arcobalenollc.com/warranty.html](http://arcobalenollc.com/warranty.html)

### ■ TRY BEFORE YOU BUY

In an effort to ensure success, we maintain a test kitchen where you can have your very own recipe tested for quality —at NO COST to you! Call for details.



*Specifications subject to change without notice due to policy of continuous product improvement.*



# DOUGH SHEETER | TABLE TOP

## MODEL ASC320

DOUGH SHEETING MADE EASY!

ARC OB A L E N O™

### TECHNICAL SPECIFICATIONS

Model	ASC320
Dough Sheet Width	12.50"
Pasta Cutter Mold Dough Width	8.5"
Sheeting Roller Gap Opening	0-10mm
Electrical Power	115/1/60Hz (6 Amps)
Nema Plug	5-15
Cord Length	6.5 ft
Machine Dimension	19"W x 19.75"D x 15.50"H
Pasta Cutter Mold Dimension	12.50"W x 4.75"D x 3"H
Shipping Dimension	30.50"W x 20.50"D x 23"H
Machine Weight	115 lbs
Pasta Cutter Mold Weight	8 lbs
Shipping Weight	145 lbs
Shipping Class	85

