



ARCOBALENO®
PASTA MACHINES

Making Pasta Happen!

PASTA COOKING SYSTEMS

GAS COOKERS
ELECTRIC COOKERS
DROP IN COOKERS
COUNTER TOP COOKERS
AUTO BASKET LIFT
COOKER BASKETS



Gas Cookers



Electric Cookers



Counter Top
Cookers



Pasta Basket Lifts

PASTA COOKERS | GAS

NOTE: Gas cookers can be equipped for Natural Gas or Propane



APCG28/28D

STANDARD GAS PERFORMANCE. CONSISTENT RESULTS.

AURORA



COOKER STANDARD FEATURES

- Stainless steel construction
- Variable burner temperature
- Continuous water fill, overflow safety drain, and floor drain

APCG28 TECH SPECS

| | |
|---------------------|--------------------------|
| Tank Volume | 7 gallon |
| Total Power | 32,400 BTU/h |
| Water Connection | 3/4" NPTM |
| Machine Dimensions | 15.75"W x 28.75"D x 36"H |
| Shipping Dimensions | 17"W x 30"D x 43"H |
| Machine Weight | 122 lbs |
| Shipping Weight | 140 lbs |

APCG28D TECH SPECS

| | |
|---------------------|--------------------------|
| Tank Volume | 7 + 7 gallon |
| Total Power | 64,800 BTU/h |
| Water Connection | 3/4" NPTM |
| Machine Dimensions | 31.50"W x 28.75"D x 36"H |
| Shipping Dimensions | 33"W x 30"D x 43"H |
| Machine Weight | 208 lbs |
| Shipping Weight | 240 lbs |

APCG35/35D

STANDARD GAS PERFORMANCE. CONSISTENT RESULTS.

AURORA



APCG35 TECH SPECS

| | |
|---------------------|--------------------------|
| Tank Volume | 11 gallon |
| Total Power | 47,600 BTU/h |
| Water Connection | 3/4" NPTM |
| Machine Dimensions | 15.75"W x 36.25"D x 36"H |
| Shipping Dimensions | 17"W x 38"D x 43"H |
| Machine Weight | 143 lbs |
| Shipping Weight | 164 lbs |

APCG35D TECH SPECS

| | |
|---------------------|--------------------------|
| Tank Volume | 11 + 11 gallon |
| Total Power | 95,200 BTU/h |
| Water Connection | 3/4" NPTM |
| Machine Dimensions | 31.50"W x 36.25"D x 36"H |
| Shipping Dimensions | 33"W x 38"D x 43"H |
| Machine Weight | 241 lbs |
| Shipping Weight | 285 lbs |

APCG35H/35HA

UP TO 2X THE POWER OF STANDARD GAS COOKERS

RINA & REGINA



STANDARD FEATURES

- Powerful 80,185 BTU for frozen products
- **Automatic water fill (APCG35HA)**
- Automatically maintains water level - steam or boil (35HA)
- Low water cut off safety sensor - will not run tank dry (no more burnt tanks)

APCG35H TECH SPECS

| | |
|---------------------|--|
| Tank Volume | 11 gallon |
| Total Gas Power | 80,185 BTU |
| Electric | 120V/1/60Hz 0.015kW (0.24 Amps @ 120V) |
| Water Connection | 3/4" NPTM |
| Machine Dimensions | 15.75"W x 35.50"D x 45"H |
| Shipping Dimensions | 17"W x 38"D x 50"H |
| Machine Weight | 170 lbs |
| Shipping Weight | 195 lbs |

APCG35HA TECH SPECS

| | |
|---------------------|--|
| Tank Volume | 11 gallon |
| Total Gas Power | 80,185 BTU |
| Electric | 120V/1/60Hz 0.018kW (0.29 Amps @ 120V) |
| Water Connection | 3/4" NPTM |
| Machine Dimensions | 15.75"W x 35.50"D x 45"H |
| Shipping Dimensions | 17"W x 38"D x 50"H |
| Machine Weight | 170 lbs |
| Shipping Weight | 195 lbs |

PASTA COOKERS | GAS

NOTE: Gas cookers can be equipped for Natural Gas or Propane

AGDH35/HA35

UP TO 2X THE POWER OF STANDARD GAS COOKERS

Ann & Anna



STANDARD FEATURES

- Powerful 160,370 BTU for frozen products
- **Automatic water fill (AGDHA35)**
- Automatically maintains water level - steam or boil (HA35)
- Low water cut off safety sensor - will not run tank dry (no more burnt tanks)

AGDH35 TECH SPECS

| | |
|---------------------|--|
| Tank Volume | 11 + 11 gallon |
| Total Gas Power | 160,370 BTU |
| Electric | 120V/1/60Hz 0.029kW (0.47 Amps @ 120V) |
| Water Connection | 3/4" NPTM |
| Machine Dimensions | 31.50"W x 36.25"D x 45"H |
| Shipping Dimensions | 33"W x 38"D x 50"H |
| Machine Weight | 305 lbs |
| Shipping Weight | 353 lbs |

AGDHA35 TECH SPECS

| | |
|---------------------|--|
| Tank Volume | 11 + 11 gallon |
| Total Gas Power | 160,370 BTU |
| Electric | 120V/1/60Hz 0.035kW (0.57 Amps @ 120V) |
| Water Connection | 3/4" NPTM |
| Machine Dimensions | 31.50"W x 36.25"D x 45"H |
| Shipping Dimensions | 33"W x 38"D x 50"H |
| Machine Weight | 305 lbs |
| Shipping Weight | 353 lbs |

PASTA COOKERS | GAS & ELECTRIC DROP IN

AGD35/A35 ADGH35/HA35 AED33/A33



DROP IN FOR COOKING SUITE



STANDARD FEATURES

- Versatile pasta cooker; cook fresh, dry foods, vegetables & more
- Convenient for counter top cooking suites
- **Available with automatic water fill: AEDA33, AGDA35, ADGHA35**
- Custom integration into kitchen suite is required, contact factory for details

AED33 TECH SPECS

| | |
|--------------------|--|
| Tank Volume | 11 gallon |
| Power | 230V/3/60Hz 13.5kW (33.89 Amps @ 230V) |
| Water Connection | 3/4" NPTM |
| Machine Dimensions | 15.75"W x 31.50"D x 24"H |
| Machine Weight | 60 lbs |

AGDA35 TECH SPECS

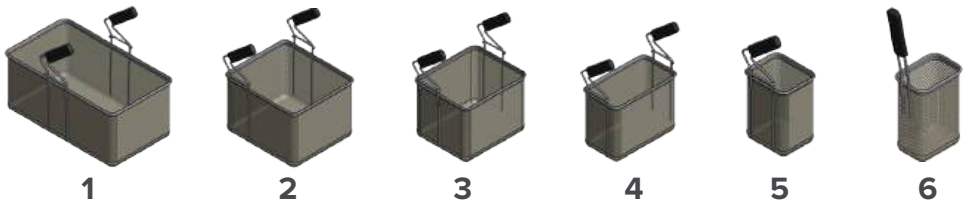
| | |
|----------------------|--|
| Tank Volume | 11 gallon |
| Total Gas Power | 47,600 BTU |
| Total Electric Power | 120V/1/60Hz 0.018kW (0.29 Amps @ 120V) |
| Water Connection | 3/4" NPTM |
| Machine Dimensions | 15.75"W x 35.5"D x 33.5"H |
| Machine Weight | 124 lbs |

ADGHA35 TECH SPECS

| | |
|--------------------|--|
| Tank Volume | 11 gallon |
| Total Gas Power | 80,185 BTU |
| Electric | 120V/1/60Hz 0.018kW (0.29 Amps @ 120V) |
| Water Connection | 3/4" NPTM |
| Machine Dimensions | 15.75"W x 35.5"D x 41.5"H |
| Machine Weight | 124 lbs |

BASKET KEY

ALL PASTA BASKETS SOLD SEPARATELY



| Basket # | 1 | 2 | 3 | 4 | 5 | 6 |
|-----------------|---------------|---------------|---------------|---------------|-----------|-----------|
| Capacity* (lbs) | 14-15 lbs | 8-9 lbs | 6-7 lbs | 3-4 lbs | 1-2 lbs | 0.75-1 lb |
| Capacity* (oz) | 224-240 oz | 128-144 oz | 96-112 oz | 48-64 oz | 16-32 oz | 12-16 oz |
| Capacity* (g) | 6,350-6,804 g | 3,629-4,082 g | 2,722-3,175 g | 1,361-1,814 g | 454-907 g | 340-454 g |

*For short pastas, capacity varies by shape

PASTA COOKERS | ELECTRIC ⚡

APCE28/28D

PRECISION HEAT. PEAK PERFORMANCE.

ELETTA



COOKER STANDARD FEATURES

- Stainless steel construction
- 3-position temperature control
- Continuous water fill, overflow safety drain, and floor drain

APCE28 TECH SPECS

| | |
|---------------------|---------------------------------------|
| Tank Volume | 7 gallon |
| Power | 230V/3/60Hz 7.8kW (19.58 Amps @ 230V) |
| Water Connection | 3/4" NPTM |
| Machine Dimensions | 15.75"W x 28.75"D x 36"H |
| Shipping Dimensions | 17"W x 30"D x 43"H |
| Machine Weight | 101 lbs |
| Shipping Weight | 135 lbs |

APCE28D TECH SPECS

| | |
|---------------------|--|
| Tank Volume | 7 + 7 gallon |
| Power | 230V/3/60Hz 15.6kW (39.16 Amps @ 230V) |
| Water Connection | 3/4" NPTM |
| Machine Dimensions | 31.50"W x 28.75"D x 36"H |
| Shipping Dimensions | 33"W x 30"D x 43"H |
| Machine Weight | 166 lbs |
| Shipping Weight | 240 lbs |

APCE35/35D

PRECISION HEAT. PEAK PERFORMANCE.

ELETTA



APCE35 TECH SPECS

| | |
|---------------------|--|
| Tank Volume | 11 gallon |
| Power | 230V/3/60Hz 13.5kW (33.89 Amps @ 230V) |
| Water Connection | 3/4" NPTM |
| Machine Dimensions | 15.75"W x 36.25"D x 36"H |
| Shipping Dimensions | 17"W x 38"D x 43"H |
| Machine Weight | 117 lbs |
| Shipping Weight | 143 lbs |

APCE35D TECH SPECS

| | |
|---------------------|--------------------------------------|
| Tank Volume | 11 + 11 gallon |
| Power | 230V/3/60Hz 27kW (67.68 Amps @ 230V) |
| Water Connection | 3/4" NPTM |
| Machine Dimensions | 31.50"W x 36.25"D x 36"H |
| Shipping Dimensions | 33"W x 38"D x 43"H |
| Machine Weight | 202 lbs |
| Shipping Weight | 235 lbs |

APCA35/35D

PRECISION HEAT. PEAK PERFORMANCE.

EVA



COOKER STANDARD FEATURES

- **Automatic water fill**
- Automatically maintains water level - steam or boil
- Low water cut off safety sensor - will not run tank dry

APCA35 TECH SPECS

| | |
|---------------------|--|
| Tank Volume | 11 gallon |
| Power | 230V/3/60Hz 13.5kW (33.89 Amps @ 230V) |
| Water Connection | 3/4" NPTM |
| Machine Dimensions | 15.75"W x 36.25"D x 36"H |
| Shipping Dimensions | 17"W x 38"D x 43"H |
| Machine Weight | 120 lbs |
| Shipping Weight | 150 lbs |

APCA35D TECH SPECS

| | |
|---------------------|--------------------------------------|
| Tank Volume | 11 + 11 gallon |
| Power | 230V/3/60Hz 27kW (67.68 Amps @ 230V) |
| Water Connection | 3/4" NPTM |
| Machine Dimensions | 31.50"W x 36.25"D x 36"H |
| Shipping Dimensions | 33"W x 38"D x 43"H |
| Machine Weight | 207 lbs |
| Shipping Weight | 242 lbs |

PASTA COOKERS | ELECTRIC COUNTER TOP ⚡

APCT24

ELECTRIC COUNTER TOP COOKER



ELENA



TECHNICAL SPECIFICATIONS

| | |
|---------------------|--|
| Tank Volume | 4.5 gallon |
| Power | Single Phase 230V 60Hz 4.15kW 18.04 Amps |
| Machine Dimensions | 15.75"W x 24.25"D x 14.75"H |
| Shipping Dimensions | 17"W x 26"D x 24"H |
| Machine Weight | 51 lbs |
| Shipping Weight | 58 lbs |

APCT25

STANDARD FEATURES

- Stainless steel construction
- 3-position temperature control
- Requires no water or drain connections (done manually)
- 3 phase - APCT25

TECHNICAL SPECIFICATIONS (Includes all above)

| | |
|-------|---|
| Power | Three Phase 230V 60Hz 4.15kW 10.42 Amps |
|-------|---|

APCT2424

ELECTRIC COUNTER TOP COOKER



MAYA



TECHNICAL SPECIFICATIONS

| | |
|---------------------|--|
| Tank Volume | 6.5 gallon |
| Power | Single Phase 230V 60Hz 6.25kW 27.17 Amps |
| Machine Dimensions | 23.75"W x 24.25"D x 14.75"H |
| Shipping Dimensions | 25"W x 27"D x 24"H |
| Machine Weight | 58 lbs |
| Shipping Weight | 73 lbs |

APCT2525

STANDARD FEATURES

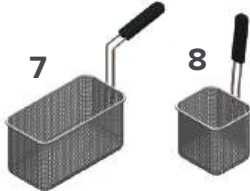
- Stainless steel construction
- 3-position temperature control
- Requires no water or drain connections (done manually)
- 3 phase - APCT2525

TECHNICAL SPECIFICATIONS (Includes all above)

| | |
|-------|---|
| Power | Three Phase 230V 60Hz 6.25kW 15.69 Amps |
|-------|---|

BASKET KEY

Counter Top Cookers Only
(APCT Models, sold separately)



| Basket # | 7 | 8 |
|-----------------|-------------|-----------|
| Capacity* (lbs) | 2-3 lbs | 1-1.5 lbs |
| Capacity* (oz) | 32-48 oz | 16-24 oz |
| Capacity* (g) | 907-1,361 g | 454-680 g |

PASTA COOKER WITH AUTO BASKET LIFT

APCL28/35 (AUTO LIFT)

AUTOMATED COOKING TIMES

TATIANA



PASTA COOKER
ELECTRIC OR GAS

APCL35 (LIFT)
ELECTRIC ONLY

Two APCL35s shown in combo (above)—can include 1 or 2.
Call for details & to customize your setup today.

STANDARD FEATURES

- Possible cooker combo shown on the left with corresponding specifications below. Combo options are customizable to meet your needs.

APCL28 TECH SPECS

| | |
|--------------------|--|
| Power (Lift Only)* | 230V/1/60Hz 0.35kW (1.52 Amps @ 230V) |
| Machine Dimensions | 8"W x 27.75"D x 45.50"H |
| Machine Weight | 145 lbs |

APCL35 TECH SPECS

| | |
|--------------------|---|
| Power (Lift Only)* | 230V/1/60Hz 0.525kW (2.28 Amps @ 230V) |
| Machine Dimensions | 8"W x 35.25"D x 45.50"H |
| Machine Weight | 160 lbs |

* Electrical for lift(s) can be integrated into paired pasta cooker.
Electrical specifications may change.

BASKET KEY

ALL PASTA BASKETS SOLD SEPARATELY

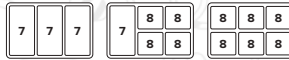


BASKET COMBINATIONS

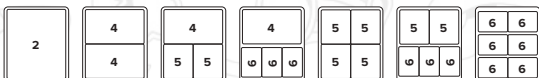
FOR MODELS: APCT24/25



FOR MODELS: APCT2424/2525



FOR MODELS: APCE28/28D, APCG28/28D



FOR MODELS: AED33/A33, APCE35/35D, APCA35/35D, APCG35/35D, APCG35H/35HA, AGDH35/HA35, AGD35/A35, ADGH35/HA35



ARCOBALENO®
PASTA MACHINES

THE ONLY FULL-SERVICE PASTA MACHINE MANUFACTURER IN NORTH AMERICA!



30
Years
of Pasta



ARCOBALENO LANCASTER HEADQUARTERS
WE LOVE VISITORS!

717.394.1402 | INFO@ARCOBALENOLLC.COM
160 GREENFIELD ROAD, LANCASTER, PA 17601

ARCOBALENOPASTA.COM

Specifications subject to change without notice. © Copyright 2026 Arcobaleno® Pasta Machines, LLC

AD_0326